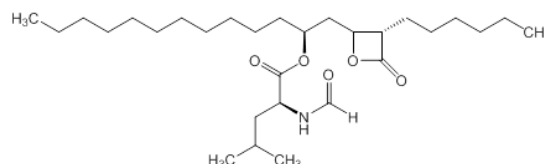


Certificate of Analysis – Certified Reference Material

ORLISTAT

Product no.: PHR1445-1G
Lot no.: LRAD4435
Description of CRM: White powder
Expiry date: 30 April 2027
Storage: 2 °C to 30 °C
Certificate version: LRAD4435.01 (Note: Certificates may be updated due to Pharmacopeial Lot Changes or the availability of new data. Check our website at: www.sigma-aldrich.com for the most current version.)
Chemical formula: C₂₉H₅₃NO₅
Molecular mass: 495.7
CAS No.: 96829-58-2



Analyte	Certified Purity ± associated uncertainty U , $U = k \cdot u$ ($k =$) (qNMR/ basis)
Orlistat	99.0 % U _{crm} = ± 0.4 %, $k = 2.0$ (qNMR, as is basis)

Metrological traceability: Traceable to the SI and higher order standards from NIST through an unbroken chain of comparisons. Additional traceability to Primary Standards is established through comparative assay determinations. See "Details on metrological traceability" on page 2.
Measurement method: Where applicable, the certified value is based on a purity determination by mass balance. See "Certification process details" on page 3.
Intended use: Intended for R&D and Analytical Use only. Not for drug, household or other uses
Minimum sample size: 20 mg
Instructions for handling and correct use: Do not dry, use on the as is basis. The internal pressure of the container may be slightly different from the atmospheric pressure at the user's location. Open slowly and carefully to avoid dispersion of the material. Attachment of a 20 mm aluminum crimp seal recommended for unused portions.
Health and safety information: All chemical reference materials should be considered potentially hazardous and should be used only by qualified laboratory personnel. Please refer to the Safety Data Sheet for detailed information about the nature of any hazard and appropriate precautions to be taken.
Accreditation: Sigma-Aldrich RTC is accredited by the US accreditation authority ANAB as a registered reference material producer AR-1470 in accordance with ISO 17034.
Certificate issue date: 28 April 2023



[Andy Ommen; Quality Control]

Shawn Stetler- QA Manager



Packaging:

1 g in amber vial

Details on metrological traceability:

This standard has been gravimetrically prepared using balances that have been fully qualified and calibrated to ISO 17025 requirements. All calibrations utilize NIST traceable weights which are calibrated externally by a qualified ISO 17025 accredited calibration laboratory to NIST standards. Qualification of each balance includes the assignment of a minimum weighing by a qualified and ISO 17025 accredited calibration vendor taking into consideration the balance and installed environmental conditions to ensure compliance with USP tolerances of NMT 0.10% relative error. Fill volume to predetermined specifications is gravimetrically verified throughout the dispensing process using qualified and calibrated balances. Further traceability to a corresponding Primary Standard may be achieved through a direct comparison assay. Where a Primary Standard is available, the assay value will be included in the specified section of the COA.

Associated uncertainty:

Uncertainty values in this document are expressed as Expanded Uncertainty (U_{CRM}) corresponding to the 95% confidence interval. U_{CRM} is derived from the combined standard uncertainty multiplied by the coverage factor k , which is obtained from a t -distribution and degrees of freedom. The components of combined standard uncertainty include the uncertainties due to characterization, homogeneity, long term stability, and short term stability (transport). The components due to stability are generally considered to be negligible unless otherwise indicated by stability studies.

Traceability Assay:

Comparative assay demonstrates direct traceability to Pharmacopeial Standards

ASSAY vs. USP REFERENCE STANDARD (1478800) (as is basis)

ASSAY VALUE
99.4 %

vs. USP LOT
R03230
Labeled Content = 0.991 mg/mg

Method: HPLC (ref.: Orlistat, Current Compendial Monographs)

Column: Atlantis dC18, 150mm x 3.9mm, 5 μ m particle size

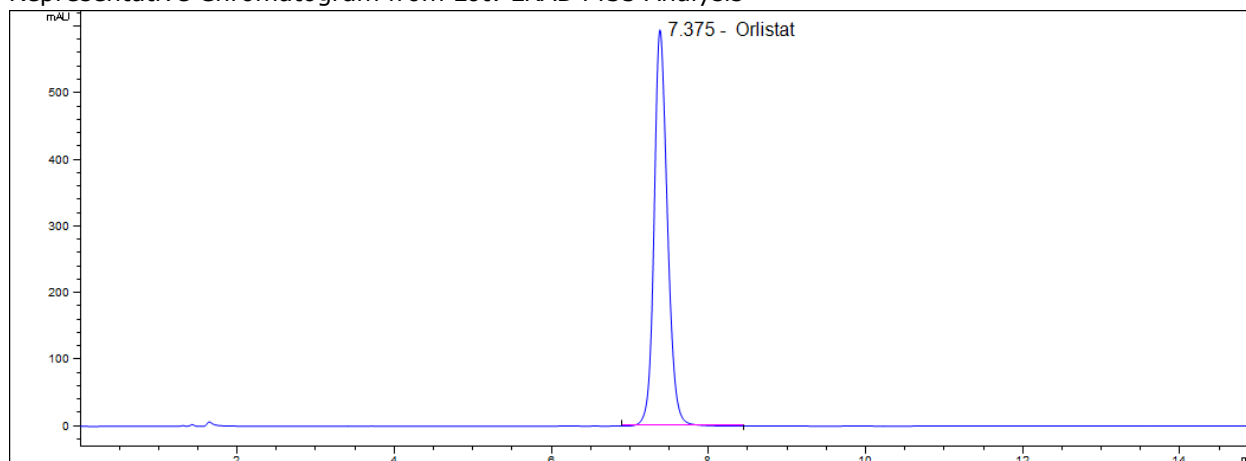
Mobile Phase: Acetonitrile : Water : Phosphoric Acid (860:140:0.05)

Flow Rate: 1.0 mL/min

Column Temperature: 30 °C

Injection Volume: 20 μ L

Detector: DAD, Wavelength: 195 nm

Representative Chromatogram from Lot: LRAD4435 Analysis

CHROMATOGRAPHIC IMPURITY ANALYSIS

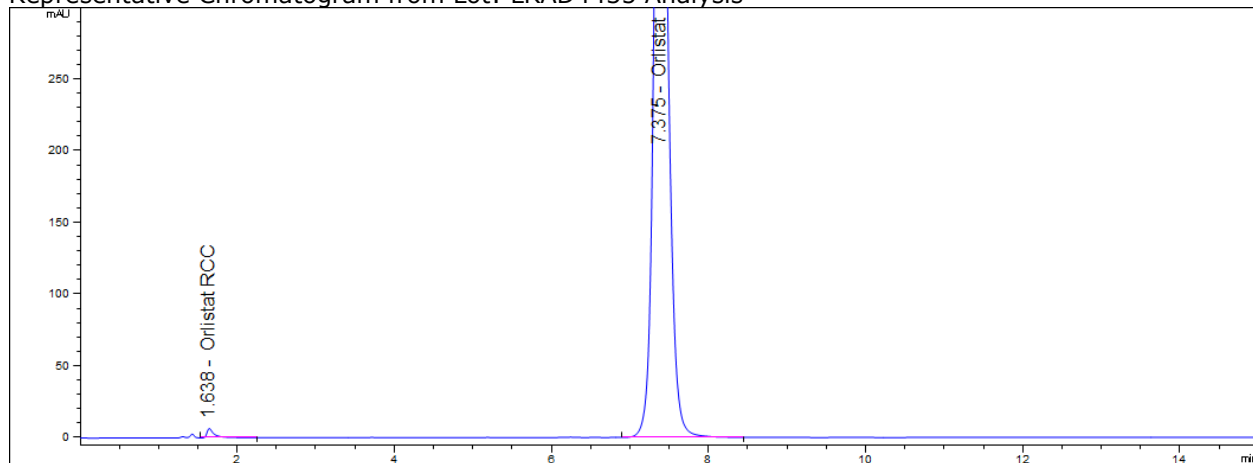
METHOD: HPLC (ref.: Orlistat Organic Impurities, Current Compendial Monographs)

See HPLC Assay

Impurities Detected:

Orlistat RCC: 0.0029 %

Representative Chromatogram from Lot: LRAD4435 Analysis



METHOD: HPLC (ref.: Orlistat RCD, Current Compendial Monographs)

Column: Ascentis Express C8, 150mm x 4.6mm, 2.7µm particle size

Mobile Phase: Water : Methanol (17:83)

Flow Rate: 1.0 mL/min

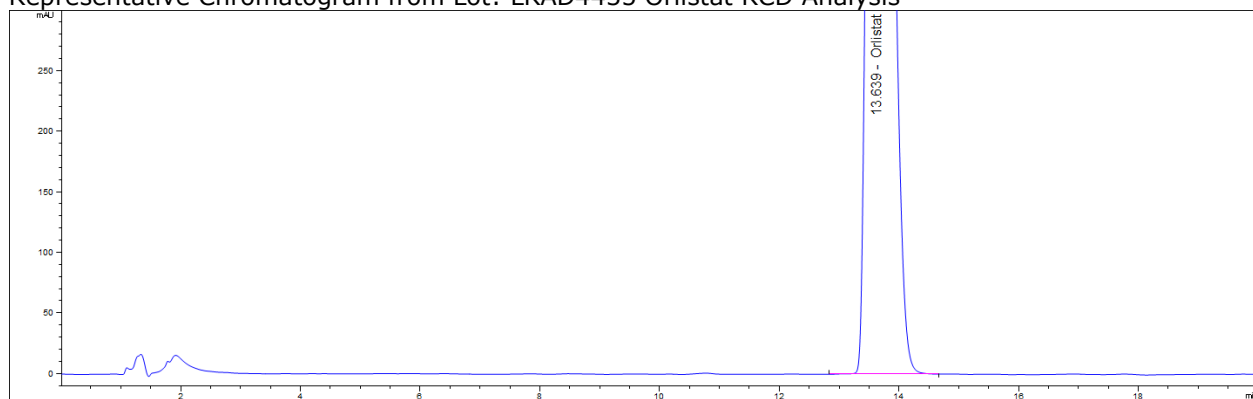
Column Temperature: 35 °C

Injection Volume: 25 µL

Detector: DAD, Wavelength: 205 nm

Impurities Detected: **None**

Representative Chromatogram from Lot: LRAD4435 Orlistat RCD Analysis



METHOD: GC (ref.: Orlistat RCB, Current Compendial Monographs)

Column: HP-5, 30 m x 0.32 mm I.D., 0.25 µm film thickness

Carrier Gas: H₂, Flow: 1.0 mL/min

Inlet Temperature: 270 °C, Injection Volume: 2 µL

Injection Mode: Split (20:1)

Rate (°C/min)	Temperature (°C)	Hold Time (min)
	50	0
4	170	0
30	300	30

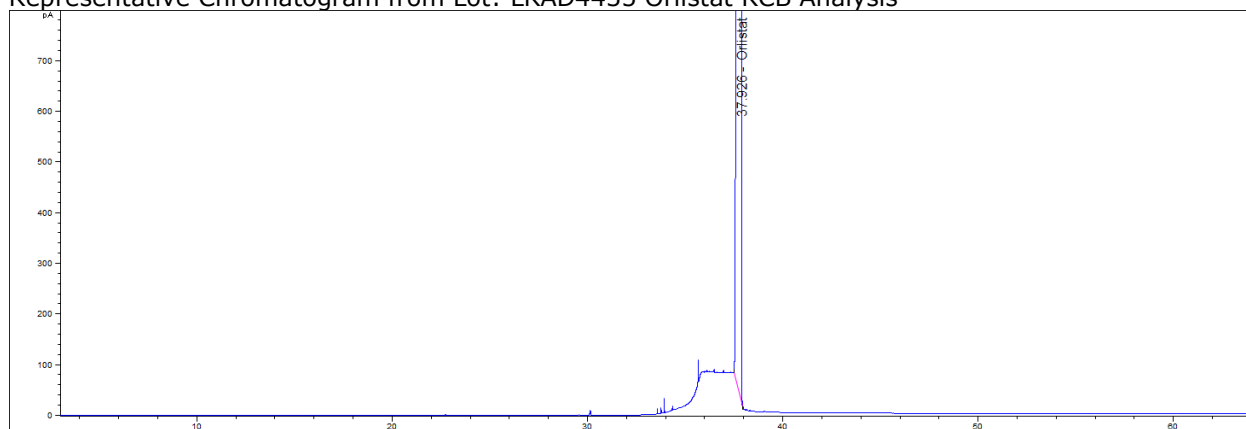
Temperature Program: 290 °C for 12 minutes

Detector: FID, Detector Temperature: 280 °C

Impurities Detected:

None

Representative Chromatogram from Lot: LRAD4435 Orlistat RCB Analysis



METHOD: HPLC (ref.: Orlistat RCE, Current Compendial Monographs)

Column: CHIRALPAK AD-H, 250mm x 4.6mm, 5µm particle size

Mobile Phase: Hexane : 2-propanol (80:20)

Flow Rate: 1.0 mL/min

Column Temperature: 30 °C

Injection Volume: 50 µL

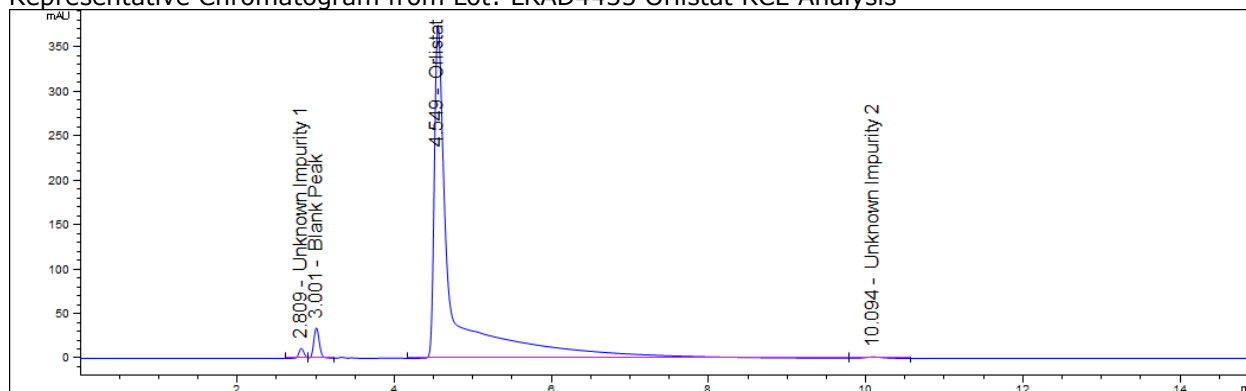
Detector: DAD, Wavelength: 220 nm

Impurities Detected:

No RCE detected

Total Impurities: **0.0029 %**

Representative Chromatogram from Lot: LRAD4435 Orlistat RCE Analysis



WATER DETERMINATION

Method: Karl Fischer (ref.: Current Compendial Monographs)

Mean of three measurements, Water Content = **None**

RESIDUE ANALYSIS

Method: Sulfated Ash (ref.: Current Compendial Monographs)

Sample Size: ~ 100 mg

Mean of three measurements, Residue = **0.055 %**

Certification process details:

The certified purity is determined by qNMR and calculated as

$$P_{\text{Sample}} = \frac{I_{\text{Analyte}}}{I_{\text{CRM}}} \cdot \frac{N_{\text{CRM}}}{N_{\text{Analyte}}} \cdot \frac{M_{\text{Analyte}}}{M_{\text{CRM}}} \cdot \frac{m_{\text{CRM}}}{m_{\text{Sample}}} \cdot P_{\text{CRM}}$$

- P_{Sample} Purity of samples as mass fraction (%)
- P_{CRM} Purity of CRM as mass fraction (%)
- I_{Analyte} Integral of the analyte signal
- I_{CRM} Integral of CRM signal
- N_{Analyte} Number of analyte nuclei
- N_{CRM} Number of CRM nuclei
- M_{Analyte} Molecular mass of the analyte (g/mol)
- M_{CRM} Molecular mass of the CRM (g/mol)
- m_{Sample} Mass of sample (mg)
- m_{CRM} Mass of CRM (mg)

CERTIFIED PURITY BY qNMR (Mass Fraction, n = 9)

99.0 % $U_{\text{CRM}} = \pm 0.4 \%$, $k = 2.0$
(as is basis)

METHOD: quantitative NMR spectroscopy

Condition: Bruker 500 MHz

Solvent: DMSO-d₆

Internal standard: Ethyl-4-(dimethylamino)benzoate (TraceCERT: 42582)

Homogeneity assessment: Homogeneity was assessed in accordance with ISO Guide 35. The material is tested by qNMR measurements using 4 or 9 subsamples which are taken from different positions in the entire bulk material. The recommended minimal sample size is taken for all the homogeneity test samples. Analysis of variance (ANOVA) result are included into the calculation of content uncertainty of this CRM.

Analytical method: qNMR

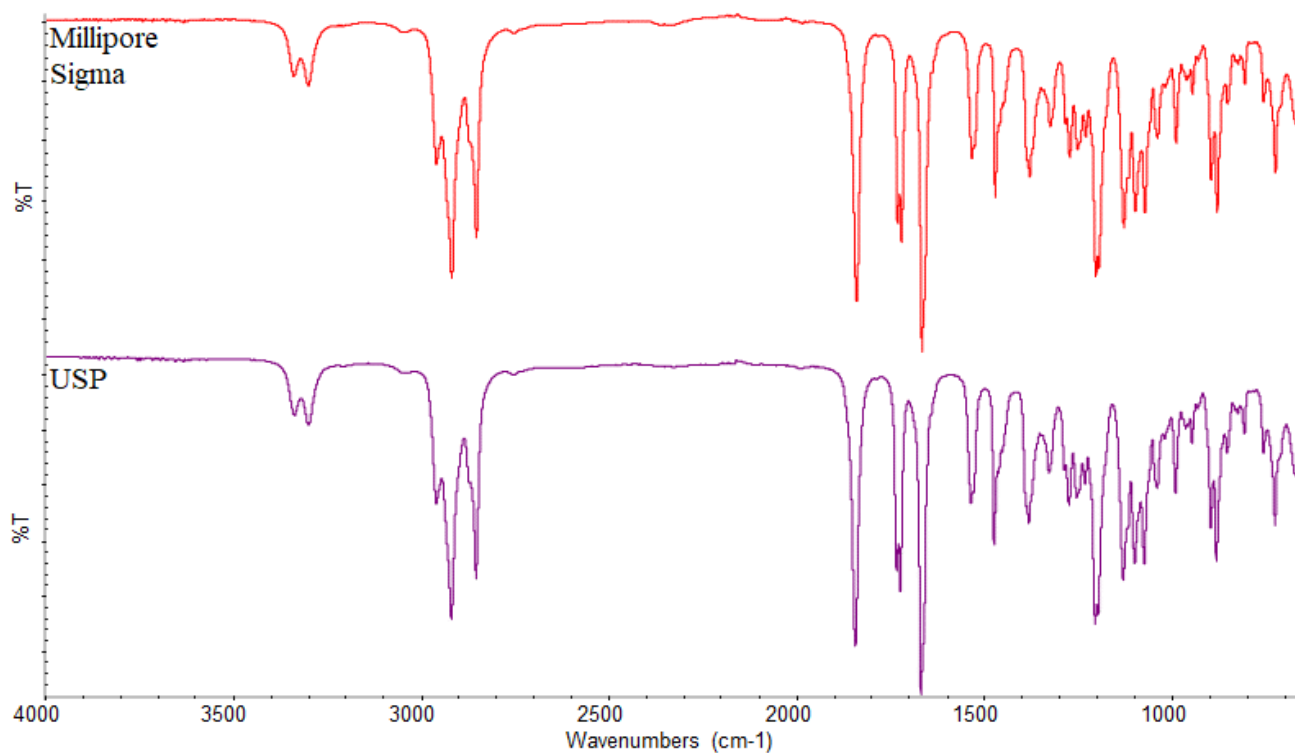
Sample size: 20 mg

Stability assessment: Significance of the stability assessment will be demonstrated if the analytical result of the study and the range of values represented by the Expanded Uncertainty do not overlap the result of the original assay and the range of its values represented by the Expanded Uncertainty. The method employed will usually be the same method used to characterize the assay value in the initial evaluation.

Long Term Stability Evaluation - An assessment, or re-test, versus a Compendial Reference Standard may be scheduled, within the 3 year anniversary date of a release of a Secondary Standard. The re-test interval will be determined on a case-by-case basis. Short Term Stability Study - It is useful to assess stability under reasonably anticipated, short term transport conditions by simulating exposure of the product to humidity and temperature stress. This type of study is conducted under controlled conditions of elevated temperature and humidity.

Identification Test:

INFRARED SPECTROPHOTOMETRY (Comparative identification analysis demonstrates direct traceability to Pharmacopeial standards)

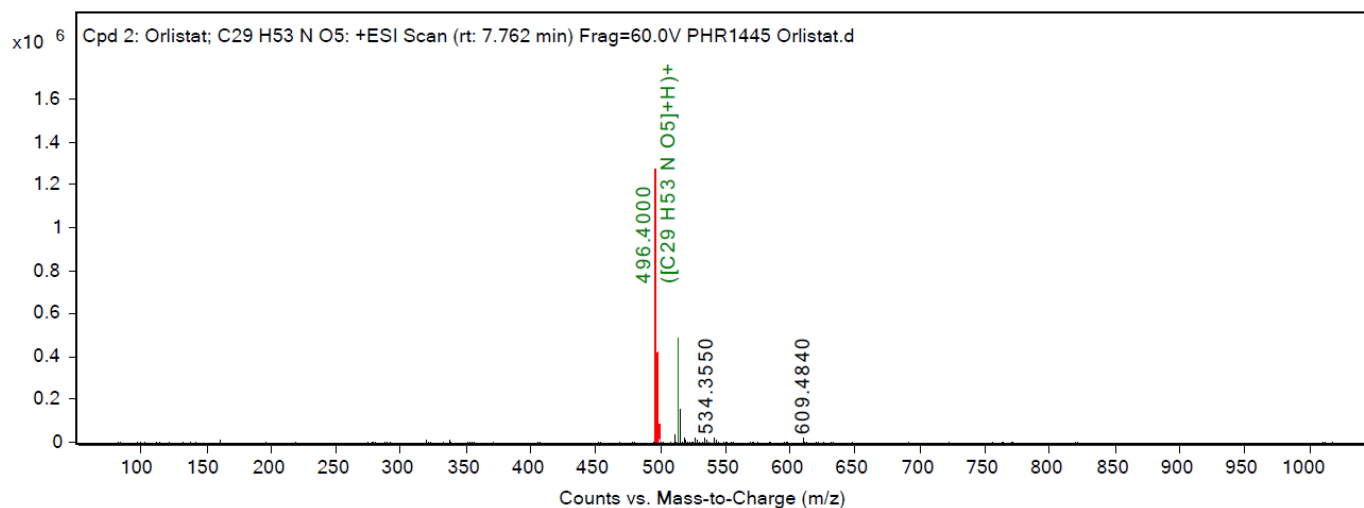


MilliporeSigma Lot: LRAD4435 vs. USP Lot: R03230

Indicative Values:

MASS SPECTRUM

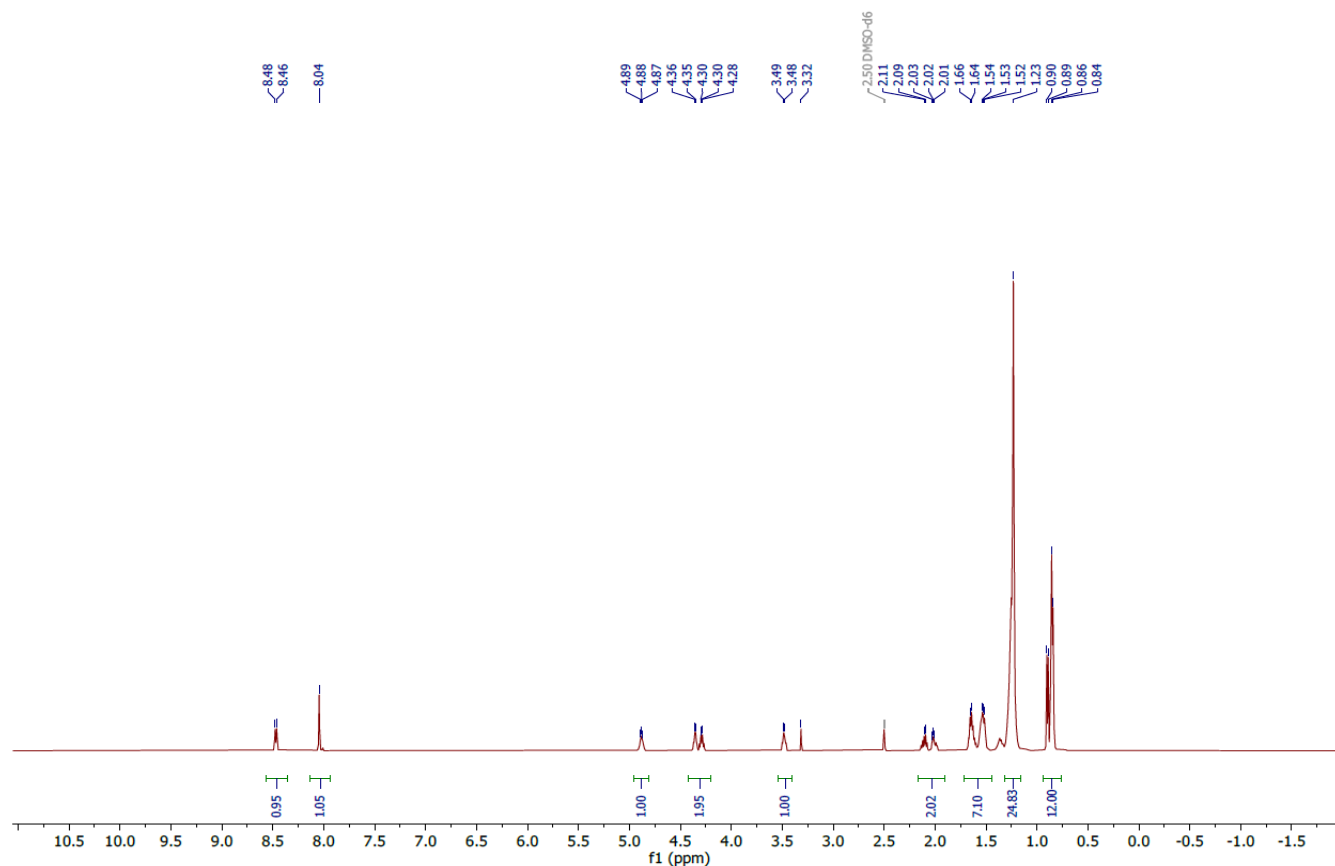
Method: HR-QTOF; 4.0 kV ESI+; temperature: 325 °C



Theoretical value: 496.4002 m/z

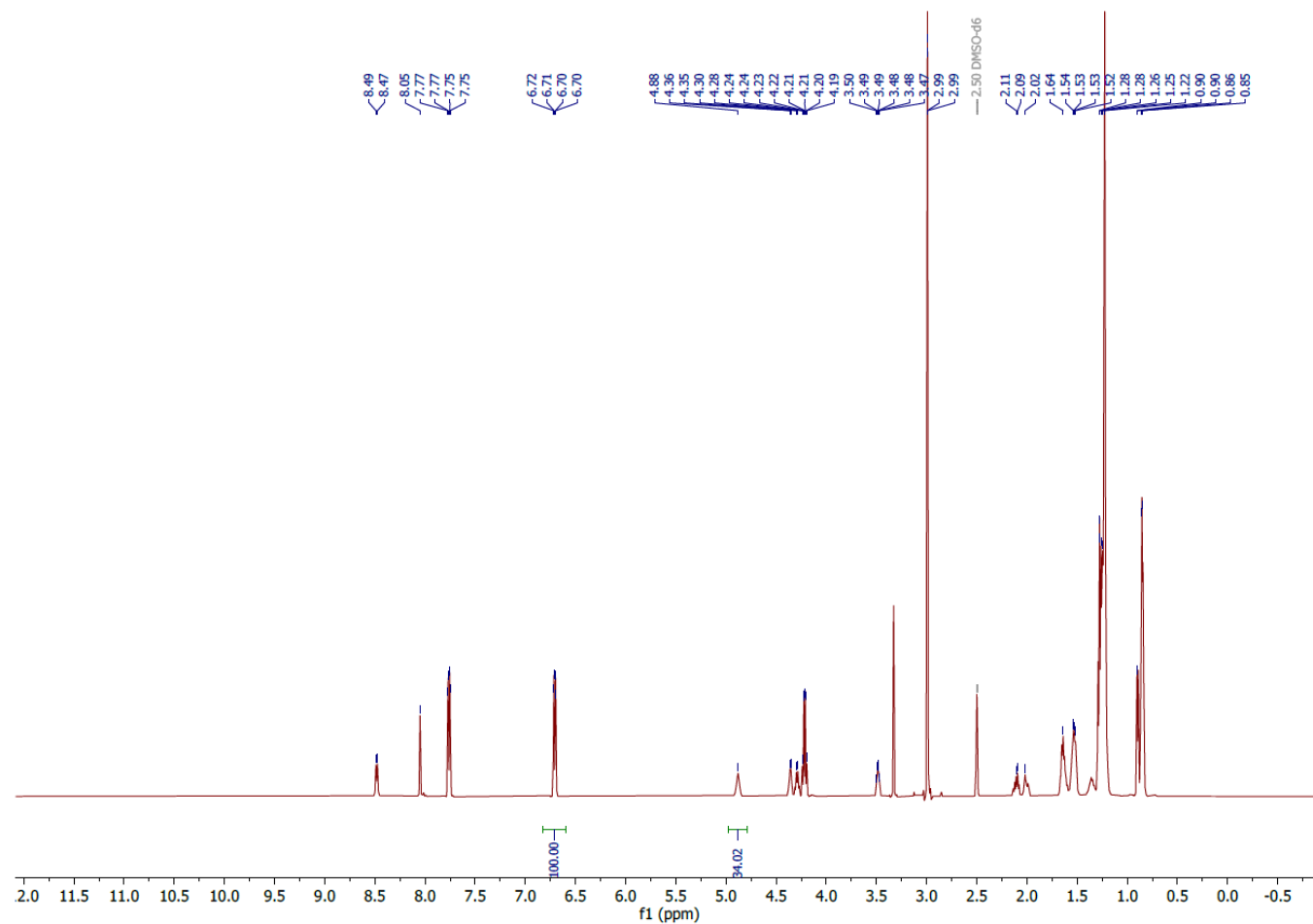
The signal of the MS spectrum is consistent with the theoretical value and its interpretation is consistent with the structural formula.

¹H NMR



Consistent with structure

Quantitative NMR Spectrum



OPTICAL ROTATION

Specification: -48.0° to -51.0° (USP)

Perkin Elmer Polarimeter 343

Wavelength: 589 nm

Concentration: 300 mg/10mL

Cell Path: 100 mm

Mean of three Measurements = - **49.81 °**

Certificate of analysis revision history:

Certificate version	Date	Reason for version
LRAD4435.01	28 April 2023	Original Release

Disclaimer:

The purchaser is required to determine the suitability of this product for any particular application. Sigma-Aldrich RTC makes no warranty of any kind, express or implied, other than its products meet all quality control standards set by Sigma-Aldrich RTC. We do not guarantee that the product can be used for any particular application.

The vibrant M, Supelco, TraceCERT and Sigma-Aldrich are trademarks of Merck KGaA, Darmstadt, Germany or its affiliates. All other trademarks are the property of their respective owners. Detailed information on trademarks is available via publicly accessible resources.
© 2018 Merck KGaA, Darmstadt, Germany and/or its affiliates. All Rights Reserved.

The life science business of Merck KGaA, Darmstadt, Germany operates as MilliporeSigma in the US and Canada.

